


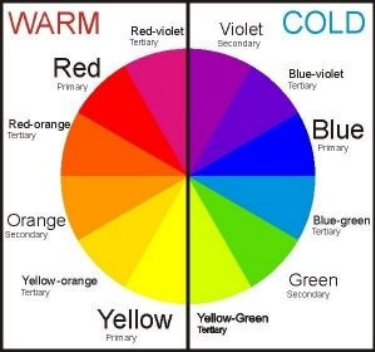


Y2 Textiles - Wax Resist

Prior Learning: mixing colours, lines, patterns, using water colours, identifying shapes.

Facts	Vocabulary
<ol style="list-style-type: none"> 1. Warm and cold colours: <ol style="list-style-type: none"> a) Warm colours - red, orange, yellow and variations of those three colours b) Cold colours - include green, blue, purple and the variations of those colours 	<ol style="list-style-type: none"> 1. Warm 2. Cold 3. Cool 4. Spectrum 5. Variation 6. Wax resist sticks 7. Fabric 8. Texture 9. Fabric dye
<ol style="list-style-type: none"> 2. Wax Resist painting: <ol style="list-style-type: none"> a) A process in which you use two materials which resist or repel each other to create a piece of art b) Waterproof c) Often uses wax 	
<ol style="list-style-type: none"> 3. Using wax resist sticks: <ol style="list-style-type: none"> a) Resists paints and creates shimmering effect b) Creating patterns and lines c) Natural medium 	
<ol style="list-style-type: none"> 4. Using fabric dye: <ol style="list-style-type: none"> a) Used to add colour to fabrics b) When applied, creates a chemical bond c) Thin layers 	
<ol style="list-style-type: none"> 5. Designing a pattern <ol style="list-style-type: none"> a) Warm colours – vivid and bold in nature b) Cold colours – calming or soothing in nature c) Lines – connecting two points d) Patterns – a repeated decorative design e) Shapes – different forms with outer edges 	<div style="text-align: center;">    <p style="text-align: center;">Wax Resist patterns</p>  <p style="text-align: center;">Warm and Cold colours</p> </div>
<ol style="list-style-type: none"> 6. Creating their design using wax sticks on fabric: <ol style="list-style-type: none"> a) Cotton – a soft, fluffy material b) Use wax paper underneath to protect the surface c) Uses a range of lines, pattern, colour and shape 	
<ol style="list-style-type: none"> 7. Using fabric dye on the designs: <ol style="list-style-type: none"> a) Warm and cold colours b) Thin layer c) Needs time to dry 	
<ol style="list-style-type: none"> 8. Evaluating: <ol style="list-style-type: none"> a) Texture – how something feels when it is touched b) Colour, line, pattern and shape 	
<ol style="list-style-type: none"> 9. The wider influences of: <ol style="list-style-type: none"> a) Other types of fabric art b) Other materials such as Vaseline and foil c) Famous artists 	
<p>Wax resist on fabric technique: https://abeautifulmess.com/2013/03/wax-resist-technique-scarf-diy.html</p> <p>How to dye fabric https://www.youtube.com/watch?v=a7M61pYYIOk</p> <p>Water colour wax resist https://www.youtube.com/watch?v=CbLsLxvzp3M</p>	