




Year 3 – Printing – Cave art

Prior Learning: texture, sketching, printing with a range of materials, warm/cold colours, line, pattern, colour, shape.

Facts	Vocabulary
<ol style="list-style-type: none"> 1. Parietal Art: <ol style="list-style-type: none"> a) Archaeological term for artwork done on cave walls or large blocks of stone. b) Can also be known as 'Cave Art'. c) Refers to carvings, paintings and drawings. 	<ol style="list-style-type: none"> 1. Cave art 2. Parietal 3. Pre-historic 4. Lascaux 5. Culture 6. Wealth 7. Convey 8. Charcoal 9. Vine and pressed 10. Bumpy 11. Tool 12. Soft pastels.
<ol style="list-style-type: none"> 2. Cave Art: <ol style="list-style-type: none"> a) Type of Parietal Art b) Found on walls or ceilings of caves c) Usually implies pre-historic origin 	
<ol style="list-style-type: none"> 3. Influence on culture, creativity and wealth: <ol style="list-style-type: none"> a) Oldest paintings predate 28,000 years ago. b) Tells a story c) We can learn a lot from the past. 	
<ol style="list-style-type: none"> 4. Examining Lascaux Cave Art: <ol style="list-style-type: none"> a) A complex of caves in Southwestern France. b) Estimated to be up to 20,000 years old. c) Paintings consist primarily of animals 	 <p>Example cave art</p>
<ol style="list-style-type: none"> 5. Using charcoal: <ol style="list-style-type: none"> a) Different types including vine charcoal and pressed charcoal b) Pressed charcoal is much darker c) Shading and blending to create tones d) A natural material 	 <p>Lascaux Cave</p>
<ol style="list-style-type: none"> 6. Creating and printing with own printing tool: <ol style="list-style-type: none"> a) Drawing a backwards template onto potato b) Print onto different textures c) Creating patterns and shapes 	 <p>Lascaux Cave</p>
<ol style="list-style-type: none"> 7. Creating own Cave Art painting: <ol style="list-style-type: none"> a) Create a rough surface using sand b) Realistic c) Soft pastels and charcoal d) Printing on a rough texture e) Tell a story in history f) Evaluate the finished work by comparing with original cave art 	
<ol style="list-style-type: none"> 8. The wider influences of: <ol style="list-style-type: none"> a) The Stone Age b) Pre-historic events c) Importance of cave paintings on the culture, wealth and creativity of the nation. 	
<p>All about Cave Art</p> <p>https://www.youtube.com/watch?v=ZjejoT1gFOc</p> <p>Virtual Tour of Lascaux caves</p> <p>https://vimeo.com/40849516</p> <p>How to recreate a cave painting</p> <p>https://www.youtube.com/watch?v=BM2C3jLCjNM</p> <p>Printing using a potato</p> <p>https://www.bbc.com/teach/class-clips-video/art-and-design-ks1-ks2-printmaking-with-different-materials/zhytscw</p>	