









Year 4 – Sculpture – Greek life

Prior Learning: Shape, pattern, colour, design, form, sculpture, 3D.

Facts	Vocabulary
1. What is Pottery? a) Pots, dishes and other objects made of fired clay. b) Often made by a potter.	1. Pottery 2. Clay 3. Otto and Vivika Heino 4. Ancient Greek 5. Vase 6. Attic Clay 7. Coiling 8. Pinching 9. Decoration.
2. Who were Otto and Vivika Heino? a) Otto was born in 1915 in East Hampton, USA. b) Vivika was born in 1910 in New York, USA. c) They were artists working in Ceramics.	
3. Ancient Greek Pottery a) Holds a record of Ancient Greece b) Had many uses such as for food and perfumes c) Made from 1000 to 400 BC	
4. Examining Ancient Greek Pottery a) Made of Attic Clay b) Images of people c) Rounded shapes	
5. Coil technique a) Method of creating pottery b) Roll it carefully until it creates a long roll c) By placing one coil on top of the other, different shapes can be formed.	<div style="display: flex; justify-content: space-around;"> <div style="text-align: center;">  <p>Ceramic 1</p> </div> <div style="text-align: center;">  <p>Ceramic 2</p> </div> </div>
6. Pinch technique a) Used to create pottery that is functional b) Knead the clay to get rid of any air c) Consists of pinching and turning thumb movements	<div style="display: flex; justify-content: space-around;"> <div style="text-align: center;">  <p>Ceramic 3</p> </div> <div style="text-align: center;">  <p>Coil technique</p> </div> </div>
7. Creating own ceramic to show the life of the Ancient Greeks a) Coil technique b) Pinch technique c) Purpose/use of the ceramic	
8. Painting and decorating a) Acrylic paint – fast drying, water resistant when dry b) Range of different brush types – thick and thin c) Patterns and designs	<div style="text-align: center;">  <p>Pinch technique</p> </div>
9. Evaluating a) Similarities – things that are the same b) Differences – things that are different	
10. The wider influences of: a) History of ceramics – Romans, Egyptians, Mayans b) Clay or pottery building techniques c) How ceramics may be used in different cultures a) Importance of decoration	<p>Ancient Greek pottery:</p> <div style="display: flex; justify-content: space-around;"> <div style="text-align: center;">  </div> <div style="text-align: center;">  </div> </div> <div style="text-align: center; margin-top: 10px;">  </div>
Ancient Greek pottery https://www.youtube.com/watch?v=0GJsUfXQWSU	
Coiling technique https://www.youtube.com/watch?v=o8FmgUQtLHk	
Pinching technique https://www.youtube.com/watch?v=2CQAdMxiBik	
Painting clay using acrylic paint https://www.youtube.com/watch?v=ngPvBLb-PEA	

