




## Year 5 – Sculpture – Clay tile

**Prior Learning:** printing, sketching, painting, colour, shape, lines, form, sculpture, 3D.

Facts	Vocabulary	
<ol style="list-style-type: none"> <li>1. Who was Henri Rousseau?               <ol style="list-style-type: none"> <li>a) Born in 1844 in France</li> <li>b) Post-Impressionist Painter</li> <li>c) Inspired by the jungle and often painted nature and animals</li> </ol> </li> </ol>	<ol style="list-style-type: none"> <li>1. Ceramic</li> <li>2. Slab</li> <li>3. Measure</li> <li>4. Waterproof</li> <li>5. Decoration.</li> <li>6. Henri Rousseau</li> <li>7. Raised</li> <li>8. Indenting</li> <li>9. PVA</li> </ol>	
<ol style="list-style-type: none"> <li>2. Examining his artwork               <ol style="list-style-type: none"> <li>a) Tiger in a Tropical Storm</li> <li>b) The Snake Charmer</li> <li>c) Exotic Landscape</li> </ol> </li> </ol>		
<ol style="list-style-type: none"> <li>3. Sketching and painting a nature setting               <ol style="list-style-type: none"> <li>a) B and H pencils (Bold and Hard)</li> <li>b) Observational sketching</li> <li>c) Mixing colours and creating tones with water colour</li> </ol> </li> </ol>		
<ol style="list-style-type: none"> <li>4. What are ceramics?               <ol style="list-style-type: none"> <li>a) Made by taking mixtures of clay, powders and water and shading them into desired, 3D forms.</li> <li>b) Often for decoration</li> </ol> </li> </ol>	<div style="text-align: center;">  <p>The Snake Charmer</p> </div> <div style="text-align: center;">  <p>Tiger in a Tropical Storm</p> </div> <div style="text-align: center;">  <p>Exotic Landscape</p> </div>	
<ol style="list-style-type: none"> <li>5. Creating a clay tile               <ol style="list-style-type: none"> <li>a) Flatten the clay to create a flat slab</li> <li>b) Desired thickness should be 1-1.5cm</li> <li>c) Measure out desired size, mark the outline and cut out using a knife.</li> </ol> </li> </ol>		
<ol style="list-style-type: none"> <li>6. Decorating a clay tile using Henri Rousseau as Inspiration               <ol style="list-style-type: none"> <li>a) Poster paint</li> <li>b) Set using PVA to enable it to become waterproof</li> <li>c) Smooth brush strokes and bright, bold colours</li> </ol> </li> </ol>		
<ol style="list-style-type: none"> <li>7. Creating a 3D, textured tile               <ol style="list-style-type: none"> <li>a) Indenting with objects</li> <li>b) Printing to create a desired texture</li> <li>c) Similarities and differences between flat and raised tiles</li> <li>d) Painting using thick and thin brushes</li> </ol> </li> </ol>		
<ol style="list-style-type: none"> <li>8. Evaluating artwork               <ol style="list-style-type: none"> <li>a) Similarities – things that are the same</li> <li>b) Differences – things that are different</li> </ol> </li> </ol>		
<ol style="list-style-type: none"> <li>9. The wider influences of:               <ol style="list-style-type: none"> <li>a) Spanish ceramic tiles</li> <li>b) Ceramic decoration</li> <li>c) Uses of ceramics.</li> </ol> </li> </ol>		
<p>All about Henri Rousseau  <a href="https://artistinschool.com/henri-rousseau/">https://artistinschool.com/henri-rousseau/</a>            How to make a clay tile:  <a href="https://www.doityourself.com/stry/how-to-make-ceramic-tile">https://www.doityourself.com/stry/how-to-make-ceramic-tile</a>            Clay for Children  <a href="https://www.youtube.com/watch?time_continue=707&amp;v=RIAfe1yG6ow">https://www.youtube.com/watch?time_continue=707&amp;v=RIAfe1yG6ow</a>  <a href="https://artfulparent.com/create-colorful-clay-relief-tiles-for-kids-with-air-drying-clay/">https://artfulparent.com/create-colorful-clay-relief-tiles-for-kids-with-air-drying-clay/</a></p>		