




Year 6 Observational sketches (Still-life)

Prior Learning: Different types of lines, creating shadows, pencil techniques including linear, scumbling, side stroke and feathering.

| Facts | Vocabulary |
|---|--|
| <ol style="list-style-type: none"> 1. Georgia O’Keefe <ol style="list-style-type: none"> a) Born in 1887 in Wisconsin, United States. b) Best known for her paintings of enlarged flowers and New York Skyscrapers. | <ol style="list-style-type: none"> 1. Georgia O’Keefe 2. Still-life 3. Outlines 4. Structure 5. Reflections 6. Blending 7. Eraser 8. Vine charcoal 9. Pressed charcoal 10. Composition |
| <ol style="list-style-type: none"> 2. Still-life <ol style="list-style-type: none"> a) Objects shown in the paintings are things that are still in life b) Doesn’t typically focus on images of places or the outdoors. c) Can include cut flowers, fruit and vegetables. | |
| <ol style="list-style-type: none"> 3. Composition <ol style="list-style-type: none"> a) Arrangement of elements within a work of art. | |
| <ol style="list-style-type: none"> 4. Examining still-life art by Georgia O’Keefe <ol style="list-style-type: none"> a) The Apple Family b) Grapes on White Dish c) Oriental Poppies | |
| <ol style="list-style-type: none"> 5. Still-life drawing techniques with pencil <ol style="list-style-type: none"> a) Set up still-life and draw lines to create outlines for 3D shape b) Examine abstract structure of arrangement and consider line, shape, tone, colour, pattern, texture and form. c) Sketch in the shapes of any shadows or reflections d) Creating tones to contrast from dark to light. |  <p>The Apple Family</p> |
| <ol style="list-style-type: none"> 6. Using charcoal <ol style="list-style-type: none"> a) Can be used for shading and shadowing b) Different types including vine charcoal and pressed charcoal c) Pressed charcoal is much darker d) Shading and blending to create tones e) Can use an eraser to create patterns/lines |  <p>Grapes on White Dish</p> |
| <ol style="list-style-type: none"> 7. Still-life drawing using charcoal <ol style="list-style-type: none"> a) Bold strokes and colours b) Range of lines c) Shading and creating shadows | |
| <ol style="list-style-type: none"> 8. Creating own still-life drawing in the style of Georgia O’Keefe <ol style="list-style-type: none"> a) Sketch still-life using pencil b) Shading and blending using charcoal to create shadows and a 3D effect c) Use water paint to add colour to still-life artwork d) Evaluate the finished work by comparing with work of Georgia O’Keefe |  <p>Oriental Poppies</p> |
| <ol style="list-style-type: none"> 9. The wider influences of: <ol style="list-style-type: none"> a) Other still-life artists b) History of Still-Art | |
| <p>Information about Georgia O’Keefe and examples of her art work https://www.tate.org.uk/kids/explore/who-is/who-georgia-okeeffe All about still-life art https://www.tate.org.uk/art/art-terms/s/still-life Still-life drawing techniques http://www.artfactory.com/still-life/still_life_pencil.html How to use charcoal https://www.youtube.com/watch?v= FEKpeEdCrE</p> | |

